


PRIVATE AND GOVERNMENT SCHOOLING IN PAKISTAN

Provision of private education in Pakistan has witnessed significant expansion over the past decade.

Enrolment in private schools has increased from 26% in 2003 to 38% in 2014.



Although the **private sector is rapidly expanding**, the majority of schools in the country are still run by the government with a higher number of children attending government schools than private schools



Of all the schools

30% Private schools

70% Government schools

227,136 schools in Pakistan
68,848 are private schools



38% children enrolled in private schools

62% attend government schools



1,415,113 teachers in Pakistan
696,405 are private school teachers

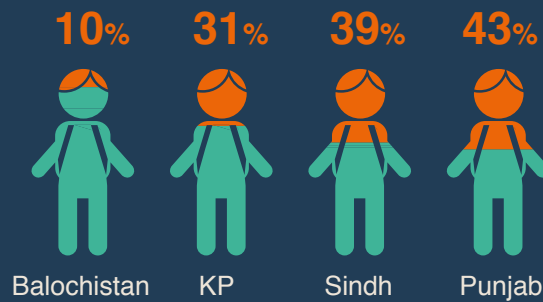
49% teachers work in private schools

51% teachers work in government schools




The prevalence of private schooling in Pakistan varies by area

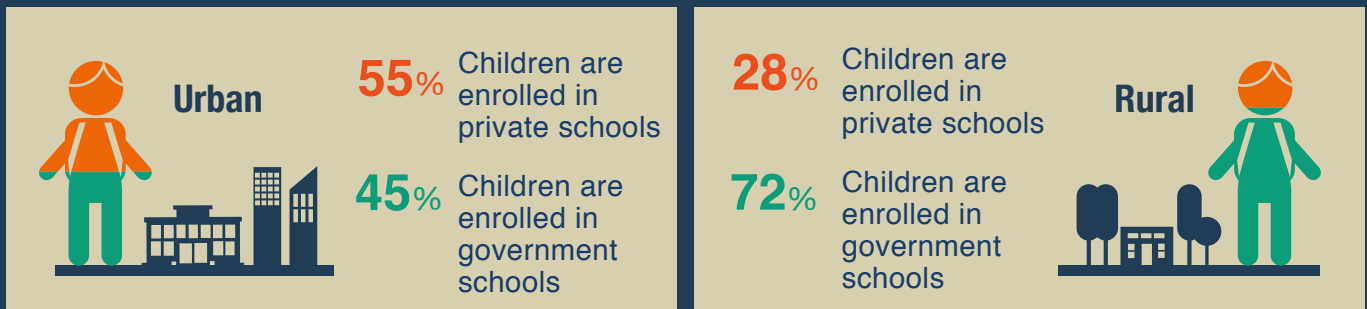
Percentage of children enrolled in a private school



Punjab and Islamabad have the highest proportion of private schools

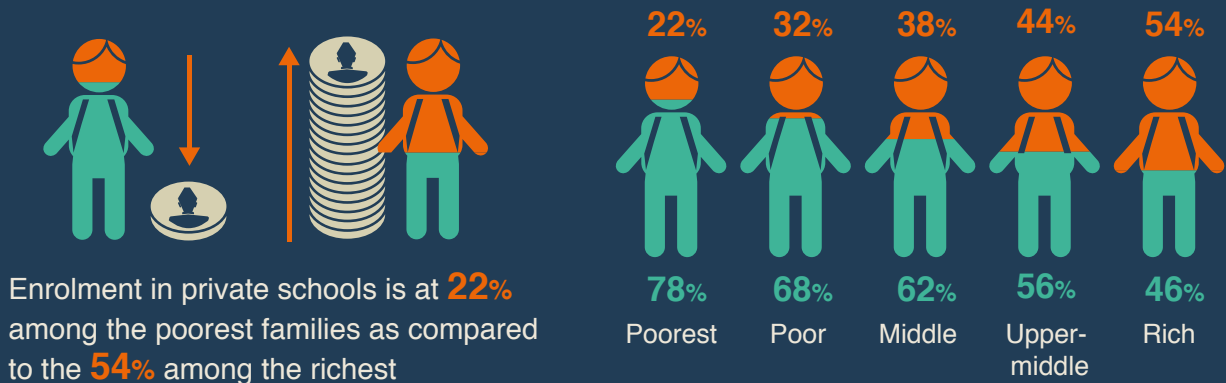


Private schooling is more common in urban areas



Children growing up in higher income households are more likely to attend a private school

Percentage of children attending private schools



Private schools

Government schools

Given the choice, would Pakistani parents prefer to send their children to a private school?



Survey results show that **69%** of Pakistani parents would prefer to send their children to a private school

Why is private schooling the preferred option?

- ▶ **Learning outcomes are better** among students in private schools
- ▶ Private schools have **better facilities**
- ▶ Parents perceive **English medium schools to be better**

But are these assumptions supported by evidence?

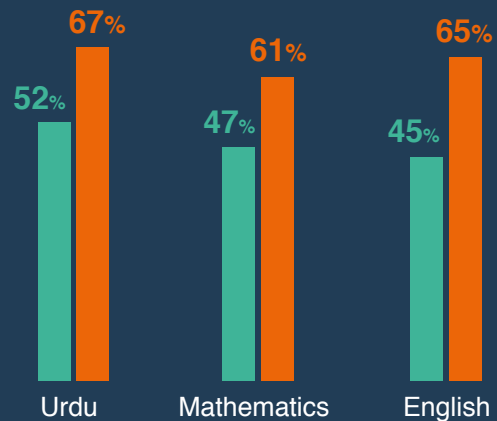
Children in private schools perform better in English, Urdu and mathematics

67% students in private schools can read basic Urdu text, compared to **52%** in government schools.

61% students in private schools can carry out basic mathematical calculations, compared to **47%** in government schools.

65% students in private schools can read English text, compared to **45%** in government schools.

Learning levels by school type (percentage of students)



Infrastructure and facilities in both type of schools are in a deplorable state

Percentage of schools with available facilities

There does not seem to be a large difference between public and private schools when it comes to basic facilities

However, unlike government schools **playgrounds are not available in most private schools**



Electricity



Toilet



Drinking water



Boundary wall



Playground



Private schools have a higher number of teachers but they are not necessarily better qualified or experienced than government school teachers

Private school		Government school
● 21-30 years old		● 41-50 years old
● Holds a Bachelor's degree and a B.Ed		● Holds a Master's degree and a Primary Teaching Certificate (PTC)
● Has less than 5 years of teaching experience		● Has almost 15 years of teaching experience
● Has received little or no in-service training in the last 5 years		● Has received some professional training in the last 5 years

The typical teacher

The advertised medium of instruction, usually English, is cited by parents as a reason to opt for private schooling but ...



Private school teachers are not better qualified to teach in English

In the Aptis test (2013), designed to measure basic knowledge of the English language, **62%** private school teachers attained the lowest possible score, compared to **56%** government school teachers.

For a list of sources and documents consulted, please email info@alifailaan.pk